



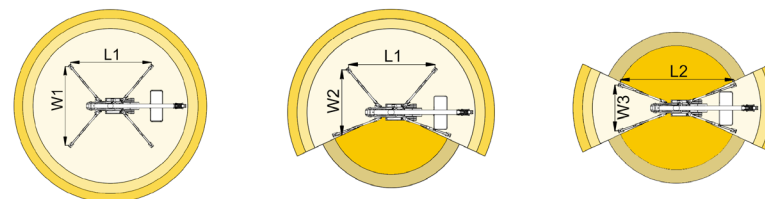

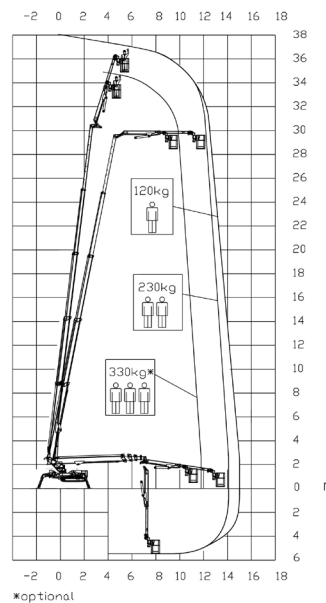
**BI-ENERGY**

---

Diesel  
18,2 kW

---

Single-phase  
Electric motor  
230VAC - 3 kW



11,8 m	14,1 m	15 m	7,3 m	9,5 m	L1	L2	W1	W2	W3
330* kg	230 kg	120 kg	330* kg	120/230 kg	5535 mm	7160 mm	5260 mm	3840 mm	2680 mm

XTJ 37+/C

37 m	15 m	330 kg*	660°	180x70 cm	90°+80°	2,68-5,26 m	23%	36%	2,5 km/h	7615 kg	55 kN	2,62 kN/m <sup>2</sup>	5,42 kN/m <sup>2</sup>

Available power options:

**BI-ENERGY** (DIESEL+AC)

**ECO** (AC+BATTERY)

Characteristics and technical data are informative only and subjected to change without notice.

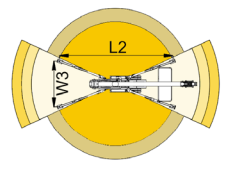
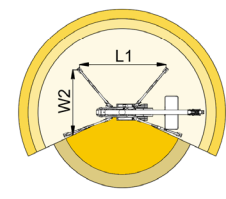
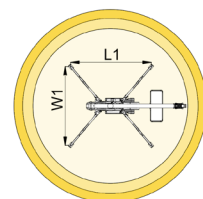

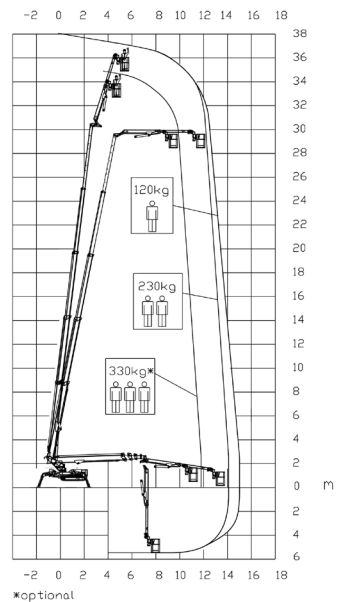

**FILIALE MISSAGLIA:** Via I° Maggio, 25 - 23873 Missaglia (LC) - Tel: +39 039 92.011.61 - Tel: +39 039 92.011.62  
**FILIALE SESTO SAN GIOVANNI:** Via G. di Vittorio, 338 - 20099 Sesto San Giovanni (MI) - Tel: +39 02 26224081  
 INFO LINE: 800.900.061


**ECO**


Single-phase  
Electric motor  
230VAC - 16 kW



Lithium iron  
phosphate battery  
LiFePO4  
48V - 420 Ah



11,8 m	14,1 m	15 m	7,3 m	9,5 m	L1	L2	W1	W2	W3
330* kg	230 kg	120 kg	330* kg	120/230 kg	5535 mm	7160 mm	5260 mm	3840 mm	2680 mm



XTJ 37+/C		37 m	15 m	330 kg*	660°	180x70 cm	90°+80°	2,68-5,26 m	23%	36%	2,5 km/h	7615 kg	55 kN	2,62 kN/m2	5,42 kN/m2
-----------	--	------	------	---------	------	-----------	---------	-------------	-----	-----	----------	---------	-------	------------	------------

Available power options:

**BI-ENERGY** (DIESEL+AC)

**ECO** (AC+BATTERY)

Characteristics and technical data are informative only and subjected to change without notice.

**FILIALE MISSAGLIA:** Via I° Maggio, 25 - 23873 Missaglia (LC) - Tel: +39 039 92.011.61 - Tel: +39 039 92.011.62

**FILIALE SESTO SAN GIOVANNI:** Via G. di Vittorio, 338 - 20099 Sesto San Giovanni (MI) - Tel: +39 02 26224081

INFO LINE: 800.900.061