



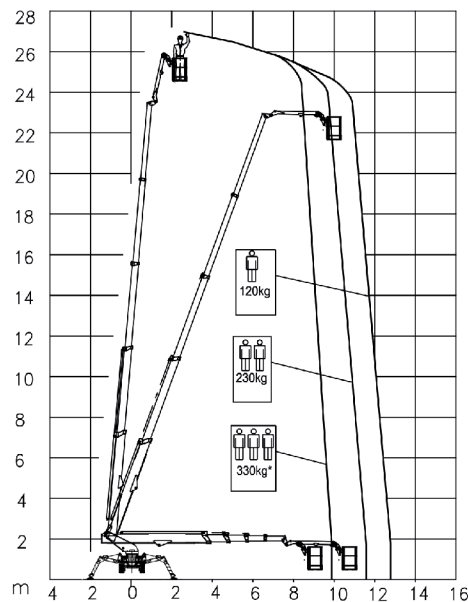

BI-ENERGY

Diesel
14,7 kW

Single-phase
Electric motor
230VAC - 2,2 kW



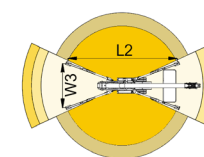
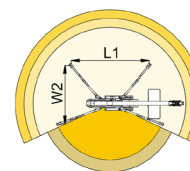
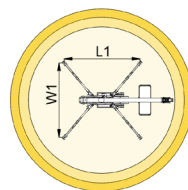
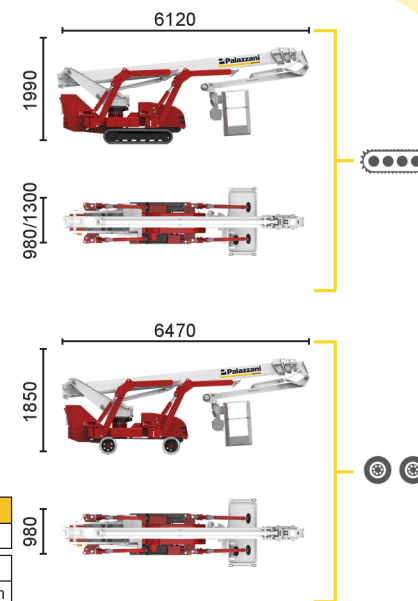
330 kg* 330 kg* 330 kg*



*optional

9,9 m	11,6 m	12,8 m	7,3 m
330 kg*	230 kg	120 kg	120/230 kg
L1	L2	W1	W2
4927 mm	6436 mm	4791 mm	3828 mm

12,2 m	13,2 m	7,3 m
230 kg	120 kg	230/120 kg
L1	L2	W1
4927 mm	6436 mm	4791 mm



TSJ 27/C		27 m	13,2 m	330 kg*	660°	180x70 cm	90°+80°	2,86-4,79 m	44%	42%	1,2 km/h	4580 kg	29 kN	1,94 kN/m ²	4,16 kN/m ²
TSJ 27/R		27 m	13,2 m	330 kg*	660°	180x70 cm	90°+80°	2,86-4,79 m	44%	29%	1,7 km/h	4700 kg	29 kN	1,99 kN/m ²	4,04 kN/m ²

Available power options:

BI-ENERGY (DIESEL+AC)

ECO (AC+BATTERY)


HYBRID (DIESEL+AC+BATTERY)

Characteristics and technical data are informative only and subjected to change without notice.

FILIALE MISSAGLIA: Via I° Maggio, 25 - 23873 Missaglia (LC) - Tel: +39 039 92.011.61 - Tel: +39 039 92.011.62

FILIALE SESTO SAN GIOVANNI: Via G. di Vittorio, 338 - 20099 Sesto San Giovanni (MI) - Tel: +39 02 26224081

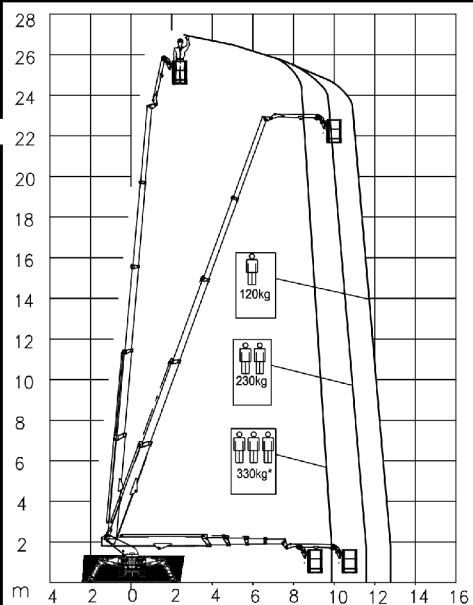
INFO LINE: 800.900.061



ECO

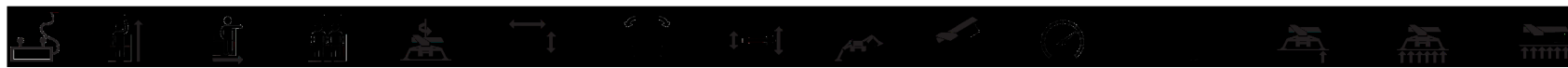

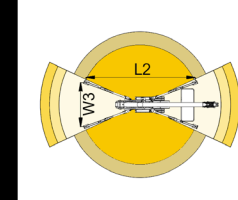
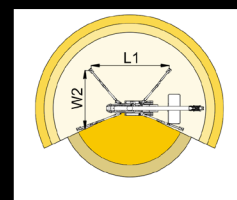
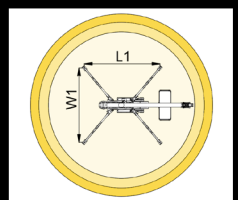
Single-phase
Electric motor

Lithium iron
phosphate battery
LiFePO4



*optional

9,9 m		11,6 m		12,8 m		7,3 m		12,2 m		13,2 m		7,3 m		
330 kg*		230 kg		120 kg		120/230 kg		230 kg		120 kg		230/120 kg		
L1	L2	W1	W2	W3	L1	L2	W1	W2	W3	L1	L2	W1	W2	W3
4927 mm	6436 mm	4791 mm	3828 mm	2865 mm	4927 mm	6436 mm	4791 mm	3828 mm	2865 mm	4927 mm	6436 mm	4791 mm	3828 mm	2865 mm



Model	Icon	Height (m)	Reach (m)	Capacity (kg)	Rotation (°)	Platform Size (cm)	Max. Height (m)	Max. Reach (m)	Max. Angle (%)	Max. Speed (km/h)	Weight (kg)	Capacity (kN)	Capacity (kN/m²)	Capacity (kN/m²)
TSJ 27/C		27 m	13,2 m	330 kg*	660°	180x70 cm	90°+80°	2,86-4,79 m	44%	1,2 km/h	4580 kg	29 kN	1,94 kN/m²	4,16 kN/m²
TSJ 27/R		27 m	13,2 m	330 kg*	660°	180x70 cm	90°+80°	2,86-4,79 m	44%	1,2 km/h	4700 kg	29 kN	1,99 kN/m²	4,04 kN/m²

Available power options:

- BI-ENERGY** (DIESEL+AC)
- ECO** (AC+BATTERY)
- HYBRID** (DIESEL+AC+BATTERY)

Characteristics and technical data are informative only and subjected to change without notice.

FILIALE MISSAGLIA: Via I° Maggio, 25 - 23873 Missaglia (LC) - Tel: +39 039 92.011.61 - Tel: +39 039 92.011.62
FILIALE SESTO SAN GIOVANNI: Via G. di Vittorio, 338 - 20099 Sesto San Giovanni (MI) - Tel: +39 02 26224081
 INFO LINE: 800.900.061

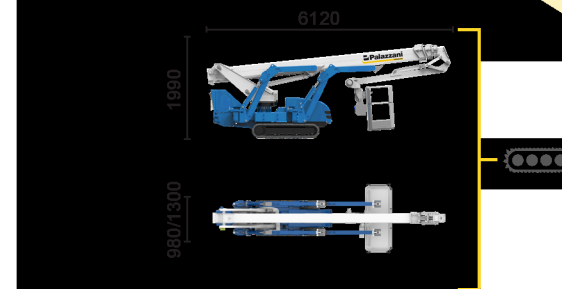
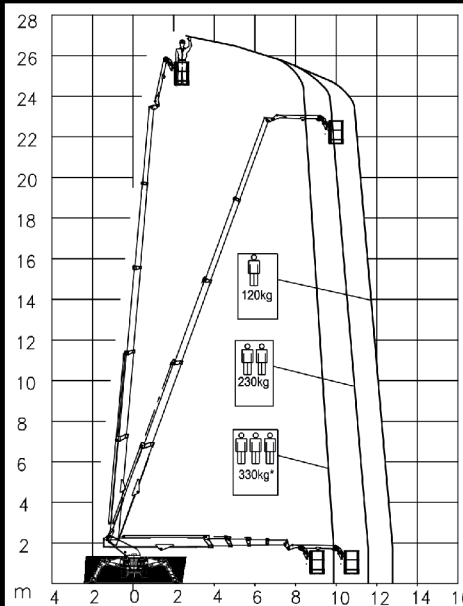



HYBRID²

Diesel
14,7 kW

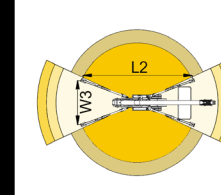
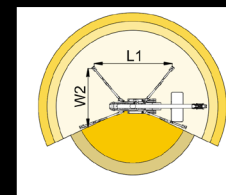
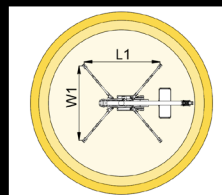
Single-phase
Electric motor
230VAC - 5,5 kW

Lithium iron
phosphate battery
LiFePO4
48V - 210Ah



*optional

9,9 m	11,6 m	12,8 m	7,3 m	12,2 m	13,2 m	7,3 m			
330 kg*	230 kg	120 kg	120/230 kg	230 kg	120 kg	230/120 kg			
L1	L2	W1	W2	W3	L1	L2	W1	W2	W3
4927 mm	6436 mm	4791 mm	3828 mm	2865 mm	4927 mm	6436 mm	4791 mm	3828 mm	2865 mm



TSJ 27/C 27 m 13,2 m 330 kg* 660° 180x70 cm 90°+80° 2,86-4,79 m 44% 42% 1,2 km/h 4950 kg 29 kN 2,1 kN/m2 4,49 kN/m2

Available power options:

- BI-ENERGY** (DIESEL+AC)
- ECO** (AC+BATTERY)
- HYBRID²** (DIESEL+AC+BATTERY)

Characteristics and technical data are informative only and subjected to change without notice.

FILIALE MISSAGLIA: Via I° Maggio, 25 - 23873 Missaglia (LC) - Tel: +39 039 92.011.61 - Tel: +39 039 92.011.62
FILIALE SESTO SAN GIOVANNI: Via G. di Vittorio, 338 - 20099 Sesto San Giovanni (MI) - Tel: +39 02 26224081
 INFO LINE: 800.900.061